

LONE STAR NEWS



OFFICERS



PAM TISCHLER

President
972-612-0712
fswprogram@verizon.net

MARK VOZAR

Vice President
817-399-9894
msvoze@sbcglobal.net

BRUCE WOOLDRIDGE

Sec'y Treasurer
903-839-3386
bawool@suddenlinkmail.com

JOHN ERICKSON

Education Director
972-985-0855
john.erickson7@verizon.net

MIKE

GRANDERSON

Mart Director
903-849-3439
grand42@embarqmail.com

PETER CRUM

Convention Director
972-249-6049
pj.crum@yahoo.com

CHUCK EDWARDS

Director-at-Large
972-754-2553
cwardwards1@juno.com

PHIL BALL

Past President
972-889-9338
ph-ball@comcast.net



VOLUNTEER STAFF

JOHN ACKER

Newsletter Editor
214-467-0076
jsatex@att.net

GENE

MEYSENBURG

Membership,
Webmaster
& Bookkeeper
214-328-1984
gm1000@prodigy.net

CLINTON KLEEN

Newsletter Publisher
972-964-1490
ckleen98@hotmail.com

EVELYN SLOUGH

Mentoring Program
972-283-5560
evelyn.slough@sbcglobal.net

NAWCC "Chapter of the year" Award—2005, 2001, 1998 and 1996
Chapter #124 Home Page URL: <http://www.chapter124.com>

PRESIDENT'S MESSAGE

Greetings Everyone,

I hope all of you had a Happy Thanksgiving with family and friends! It is hard to believe the Holidays are amongst us, as it does not seem that long ago we were celebrating them. They will come and go before you know it, so please take time to enjoy this Holiday Season.

Richard Cox gave a short educational at the October One Day which was one of the highlights. It is good to understand how Richard makes all of his precision parts. The other plus for the One Day was the Auction which most enjoy as "**Everything Goes to a New Owner.**" "Thanks" to **Bruce Wooldridge** for being our Auctioneer and making sure we always have auction items. What would we do without our auction team of **Mike Granderson, Mark Vozar, Gene Meysenburg, and Evelyn and Hugh Slough** as they make sure the auction runs smoothly?

"David Tips Volunteer of the Year Award": Who would you like to nominate for this special Chapter Award? We have so many members that donate or have donated their time to the Chapter that it is difficult to choose just one individual. The Nomination Form is in the Newsletter as well as on the Web. This year, your nomination form is due to **Chuck Edwards, Chair of the Awards Committee**, on or before **February 18th**. We moved the date up a couple of days in order to give the Awards Committee members time to vote as well as getting the plaque ordered for the Regional Banquet.

The "**Lone Star Chapter 124's Bella Library Exhibit**" project has been a huge success for our Chapter. There will be an article in the Bulletin and most likely it will be in the February issue so keep an eye out for it. Once again, "Thanks" to **Hugh and Evelyn Slough** for a job well done. Look for more details in this Newsletter..

The **2010 Regional** plans are moving right along with **Peter Crum**, our Convention Chair, and **Mark Vozar**, Convention Co-Chair, working closely together to make this another special event. **John Erickson**, our Education Director, has organized four educational lectures to be given by Ferdinand Geitner and John Hubby. He is also working closely with **Mike Dempsey**, Chair of Demonstrations and Hands-on Workshops in the Mart. This should be a fun time for all of us; however, we definitely need volunteers to make our Regional a success. Look for the Regional pre-registration form in the December Mart and on the Chapter Web Page (www.Chapter124.com).

We are always looking for clocks, watches, tools/parts for the **Regional Auction**. This is your time to let something go to a new owner! Contact **Bruce Wooldridge** or **Mike Granderson** if you are interested in putting something in the auction. Our auctions are a no reserve, absolute auction, the highest bidder gets the item and the seller donates 10% of the sale to Chapter 124. The more we have, the better the auction will be! The Regional Auction brings people in from all over (not just the DFW area) so the attendance is always very good. Buyers always walk away with a smile.

Street Clock: We are making progress! There are plans to hopefully have the Street Clock and Master Clock at the Regional in March for all to see.

(continued on Page 2)



DECEMBER 2009

IN THIS ISSUE

- 1 - President's Message
-PAM TISCHLER
- Upcoming Events
- Directions to Grapevine
- 2 - Lone Star Regional
- President's Message-continued
- 3 - David Tips Volunteer of Year Award
- Bella's Library Exhibit
- 4 - Volunteer Nomination Form
- 5 - McClintock Street Clock Restoration
- 6 - Ch. 124 Questionnaire
- 7 - Wheel Reversal on a Sessions Kitchen Clock
- 8 - Wheel Reversal-cont.
- Street Clock-cont.
- 9 - Membership Renewal
- Class Schedule
- 10 - Mentor Program
- New Members
- Horology Merit Badge
- Classifieds

Upcoming Events

January 9, 2010

Chapter 124 One
Day Mart & Meeting
Grapevine, TX

March 5-6, 2010

Lone Star Regional
Mesquite, TX

June 16-20, 2010

NAWCC National
Convention
York, PA

Directions to Grapevine One Day Show & Classes

Take HWY 114 to Grapevine. Exit on South Main heading North to Downtown Grapevine at the railroad tracks. Turn right into the parking lot with the historical railroad depot and museum. The address is 701 South Main and the place is the Founders' Building.

Lone Star Chapter 124 invites you to attend!

2010 LONE STAR REGIONAL

Co-Hosted by Southwestern Chapter 15, Five State Collectors Chapter 80 & San Jacinto Chapter 139

Friday March 5th and Saturday March 6th...

Mesquite Convention Center
1700 Rodeo Drive
Mesquite, Texas

Regional Agenda

Thursday March 4th, 2010
2:00...Unload Only
4:30...Mart Closes

Friday March 5th, 2010
7:00...Unload and Setup
7:00...Registration
8:00...Mart and Exhibit Open
5:00...Mart and Exhibit Close
6:00...Banquet Auction 7:30

Saturday March 6th, 2010
8:00...Registration
8:00 Mart and Exhibit Open
3:00 Mart and Exhibit Close
3:30 Security Ends

Lectures by Ferdinand Geitner, ISW instructor, from California
"A review of Some Bad Clock and Watch Repairs"
"Development of Pocket Watches"
"Vienna Regulators and Their Development"
John Hubby, NAWCC Chair
Dating Gustav Becker Clocks "The Whole Story"

Mesquite Hotels & Motels

Hampton Inn (on site) 1-800-HAMPTON or 1-972-329-3100
...\$88 Single or Double or \$108 for Suite (Double or King)

McLellan NAWCC Local 1 Reservation Ref.

Holiday Inn Express...1-972-288-9900 Super 8 Motel...1-972-289-5481
Spanish Trail Inn...1-972-226-9800 Marriot Courtyard...1-972-681-3300

2010-2011 NAWCC Regional Convention Dates

Registration \$30 at the door.

For More Information Contact: Linda L. Cox at 124mesquite.com or 124@lonestar124.com or any of our regional coordinators
Tables reserved by Groups must be received in one envelope. All registration received by February 23, 2010 will be confirmed by mail and **Refunds will be granted until March 4th.** Tables must be setup and displayed in the MART. Only Horological items may be Bought and Sold in the MART. No pets allowed in the MART except for guide dogs with visually impaired persons. Only Members of NAWCC, their spouse and their children under 18 will be admitted to the MART. NAWCC Members and Officers are not responsible for any loss, damage, injury during this Regional.

NAWCC Regional Convention Rules will govern.

Please print all entries. For additional space, use separate sheet.

NAME _____ NAWCC Number _____ PHONE _____

ADDRESS _____ CITY _____ ST _____ ZIP _____

SPOUSE's NAME OR NICKNAME _____

Mart Admission for NAWCC Members or Spouse for Pre-Registration..... ~\$25.00 ea _____

Mart Admission for NAWCC Members' Children FREE..... ~FREE~ _____

Mart Table Registration (30" X 95") * foot table..... ~\$35.00 ea _____

Banquet Dinner (Pre-Registration Only)..... ~\$25.00 ea _____

Check Number _____ Total _____

Payment in US Currency or Check Only
Make Checks Payable to "LONE STAR CHAPTER 124"
mail to Gene Meysenburg 11028 Creekmore Dallas, TX 75218



President's Message *(continued from Page 1)*

Look in the Newsletter for other updates from **Bill Edwards, Byron and Annette White.**

Renewal Time: It is time to renew your membership to the Chapter. Look at your address label on your newsletter, as it will tell you if it is time to renew. You might consider renewing for the next five years and save writing a check for a few years. There is a self addressed envelope for your convenience.

We have included a **Chapter 124 Questionnaire** in this Newsletter. You can fill this out and mail it with your renewal dues. We need feedback from our membership to

make this an even better Chapter and without your inputs, we will never know.

January 9th, 2010 is our next **One Day.** **John Erickson** has arranged for another educational that I am sure everyone will enjoy. **Gerald Greener** will be back to speak with us on Cuckoo Clocks and it will be even better than the last time with more material to share.

Last but not least, I want to wish each of you and yours a Happy, Healthy and Prosperous New Year!

Cheers,

Pam

Lone Star Chapter 124's David Tips Volunteer of the Year Award

Lone Star Chapter 124's "David Tips Volunteer of the Year Award" (DTVY) is a prestigious award. It carries with it the endorsement of Chapter 124's membership for one's special contributions to the Chapter. The award is in memory of Lone Star Chapter 124's First President, C. David Tips.

The purpose of the award is to recognize a member who has provided very valuable contributions to the Chapter and to the Chapter only. The awardee will be announced at the Regional Banquet and they will receive a plaque of recognition. Current Board members as well as the DTVY Committee members are not eligible to receive this award. It is not mandatory this award be given every year.

There will be a David Tips Volunteer of the Year Award Committee consisting of five (5) members. The Chair will be appointed by the Chapter 124 President to serve for one year under his/her administration and the Chair will appoint four (4) Chapter Members to participate including the most recent recipient of the award. The purpose of the DTVY Committee is to make the sole decision as to who will receive the award. Chapter 124 Board Members are not eligible to vote for a recipient. Once a recipient has been selected, it will be kept secret until the award is given. The Chapter President and the DTVY Committee members are the only ones that will know who the recipient will be until the award is presented.

The DTVY Committee will ask the current Board Members as well as the Chapter 124 membership for their inputs as who they would like to nominate. The Nominee may have contributed a lot in the past. Even if this individual is not able to volunteer today, he/she is still eligible to receive this award. Any Chapter member in good standing may nominate someone for this award by filling out the nomination form.

The Nomination Form will be presented to the Membership in December of each year requesting the membership nominate someone worthy of this award. The Nomination Form will also be on the Chapter 124 Web Site so it will be available at all times. A nomination form must be completed for each nominee and submitted by February 18th to the DTVY Committee Chair so that a decision may be made of the awardee. The award may be presented at the Annual Meeting if the Board and DTVY Committee feel this change is necessary.

The recipient of the DTVY award may only receive this honor one time. The awardee will receive a plaque; have their picture taken for the Newsletter as well as the NAWCC's Bulletin Chapter Highlights. There will also be a plaque with names of the awardees to be displayed at the One Days, Regional and any other special events.

Previous Recipients:

2008 Gene Meysenburg
2009 Bill Andrie

Nomination form located on Page 4 of this newsletter

Bella's Library Clock Exhibit

By Evelyn Slough

The Chapter's traveling clock exhibit was set up in the Duncanville Public Library on Oct 1st with great acclaim and received exposure by the Dallas Morning News subsidiary **Best Southwest** newspaper in both print and web www.neighborsgo.com covering the Cedar Hill, DeSoto, Duncanville and Lancaster areas. The exhibit is moving to the Euless Public Library on November 1st with great anticipation by the head librarian. We have arranged with the Grapevine Public Library to bring them our exhibit for the month of December.

Thanks to everyone who has loaned or donated items for the display. Our next goal is to create a permanent display worthy of the general public's viewing. We are asking for monetary donations or presentable clocks, watches, tools and other items of interest in order to create a permanent exhibit worthy of Lone Star Chapter 124. If you are interested in our project, please contact the Clock Exhibit Director, Evelyn Slough at evelyn.slough@sbcglobal.net or call the chapter phone 972-754-4590.



**Lone Star Chapter 124’s “David Tips Volunteer of the Year Award”
Nomination Form**

Note: This is a Lone Star Chapter 124 award, and contributions to the Chapter are what are most important!

Name of Nominee: _____

Address: _____

Offices Held and Years of that Service: (This can be found on the Chapter Web Page under Officers.)

Chapter Level: _____

Participation on a Committee, Chairmanships, Special Services, Certificates/Awards, and/or other Contributions:

Chapter Level: _____

Lone Star Regional Level: _____

National Level/ National Conventions as related to the Chapter only: _____

Lectures, Workshops, Seminars, Educational Classes or other Chapter related activities that have promoted Education to Lone Star Chapter 124’s membership:

List activities: _____

Publications, Newsletter Articles, Newspaper Articles or other writing that helps Promote Horology and Lone Star Chapter 124:

Please state why this person is the most deserving of this honor. Feel free to have other members endorse this nominee with a letter. Add an additional page if more room is needed/

Nominated By:

Name: _____ **NAWCC Membership Number:** _____

Address: _____

Email Address: _____

Phone: (____) _____

You may also go to Chapter124.com/DTVYNomination.htm to get the form on-line.

Mail completed Nomination Form to:
Chuck Edwards
983 E. Highland Road
Oak Leaf, TX 75154

DEADLINE: February 18, 2010

McClintock Street Clock Restoration

From a bank in Olney, Texas to a nearby farmer's field to a church in Pantego, Texas to the Main Street of Smithville, Texas, the McClintock Street Clock is now on its way, after restoration, to Main Street Grapevine, Texas. Donated to Chapter 124 by Byron and Annette White, and being restored by many Chapter 124 members, this clock will hopefully, reside for many more years near the Train Depot in Grapevine to be enjoyed by visitors and residents alike.

The Chapter has a goal of having the clock restoration completed in order to display it at the 2010 Regional in Mesquite. This is indeed a major project of restoration, as a garbage collection truck damaged the clock unmercifully, and the pieces were brought together for the project.

The clock proudly standing in Smithville ---then battered and bruised after collision



The street clock restoration project has finally gotten off to a great start! A meeting of the volunteers at Past President Chuck Edwards' and Marion's great BBQ helped to get everyone to agree on several of the restoration options. (I know now to always schedule potentially contentious meetings immediately after a big BBQ dinner).

Byron and Annette White, owners of the clock, have graciously donated the clock, and have provided a history of the clock as known to them for this update, so I will provide only the current activity and plans.

Byron, Annette, my wife Karen and I, picked up the remains of the clock in Smithville TX in 2005. Bits and pieces of the clock (BIG bits and pieces) have been in storage (in several locations) ever since, until the Chapter 124 Board authorized the creation of the restoration team and commencement of restoration activities. The restoration volunteers, and their duties, are as follows:

Byron and Annette - Have been busy working with the City of Grapevine, securing agreement from the Historical Planning Head and the City Architect for placement of the clock. We have agreed that the clock will be placed in front of the Railroad Depot, directly across from the Founder's Building. This is a wonderful location - visible from trains, Main St. Traffic, and foot traffic. Couldn't be better. Byron and Annette are also working to finalize the Grapevine dial logo and the Chapter 124 Bronze plaque which will be fitted to the base, at eye level, to provide info on our Chapter and the NAWCC.

Bill Andrie - resurrection of the iron framework. The framework is huge - about 4' x 4' x 7', and very heavy. Bill is straightening the framework; replacing structural items as needed, and will sandblast and prime the finished product, ready for final painting.

Artist's rendering of the restoration project completed.



Bruce Wooldridge - is restoring the case for the master clock which originally controlled the four slave clocks. Plans call for installing the clock in the Railroad Depot, with another plaque which provides a brief history of the street clock, a brief statement about how it worked, and information about our organization.

Bruce Wooldridge - is also restoring the master clock movement to be reinstalled in the case noted above. The clock appeared dirty and dingy, but other than needing a new dial, appears complete and restorable. Plans call for the clock to operate, but it will not be physically/ electrically connected to the street clock.

Phil Gregory - is securing new dials for the street clock, and is painting the new dials. We agreed on the dial and lettering style at our meeting, to best fit the original style of the clock. The Grapevine Historical Planner mentioned checking with the railroad to see if they used any particular style of lettering, but we haven't heard from them. Hopefully they will not wish to change the style. Phil is also restoring the dial for the master clock.

Chuck Edwards - is going to provide the final finish for the finished street clock. His industrial coating experts at Sherwin-Williams can duplicate the original antiqued copper / verdigris finish. We are building the top, or 'bonnet' from heavy galvanized sheet metal rather than going back with copper. The copper is a bit soft for our Texas hailstorms, and matching the original copper doorframes with new copper bonnet and skirt appeared to be a challenge. Hence painting, or powder-coating, the entire unit, seems the best way to re-create a new 'old' finish. Grapevine specifically asked that it look original / old.

(continued on Page 8)

Chapter 124 Questionnaire

In an effort to focus on the quality and needs of our membership, and better understand our membership, please take the time to give us your candid answers and comments to this questionnaire. To answer, please circle a letter—"A" being the most agreeable and an "E" being the least agreeable answer.

Questions

Answer

If you answer any question lower than a "C" please comment in the comment area

(Circle a letter)

| | | | | | |
|---|---|---|---|---|---|
| Does this chapter meet your expectations? | A | B | C | D | F |
| Did you consider this chapter valuable to your specific needs? | A | B | C | D | F |
| Are our educational programs appropriate for this chapter? | A | B | C | D | F |
| Are the lecturers knowledgeable of the program material? | A | B | C | D | F |
| Do you receive the newsletter in a reasonable time and is it informative? | A | B | C | D | F |
| Is the chapter website important to you? | A | B | C | D | F |
| How important is the "News from Headquarters" of the NAWCC? | A | B | C | D | F |
| Do the Chapter 124 board members communicate effectively with the membership? | A | B | C | D | F |
| How important is the mart? | A | B | C | D | F |
| How important is the Christmas Party/Spring Social/Picnic? | A | B | C | D | F |
| How important is the coffee/donuts? | A | B | C | D | F |
| Do you like Auctions/Educationals combined? | A | B | C | D | F |

Additional Chapter Questions / Member Information

Length of time you have been a Chapter 124 member? <5 6-10 11-15 16-20 >21 years

What kind of programs would you like to see? Technical Historical Demonstrations

Would you be willing to put on a program for the chapter? (Yes / No) Name: _____

How many meetings do you attend each year? 1 2 3 4 5

Circle all your membership interests: watches clocks tools educational programs social

Where did you hear about Chapter 124? _____

Do you visit the Chapter 124 Internet site (circle one that applies)? Often Sometimes Seldom Never

How do you prefer to get your meeting notice? Snail Mail E-mail

How far did you travel to attend a meeting? _____ miles

Circle your own age group: less than 30 31 to 40 41 to 50 51 to60 61 to 70 71 or more


Comments or suggestions to improve the chapter:

Comments or suggestions to improve the mart:

Wheel Reversal on a Sessions Kitchen Clock

by Bill Andrlé, FNAWCC

At the August Open Bench Workshop, I was asked to present a Skills Workshop detailing the steps in reversing the main wheel on a common American Kitchen Clock. The clock used for the demonstration was made by Sessions, but the process should work for most makes of this type clock. The presentation was made through a PowerPoint slideshow and handouts, but jeweler's lathes were set up for those who wanted a more hands-on experience. Four students, Bill Bishop, Bela Marton, Bob Langston and Kelsey Downum, were up to the task. The class presentation included such tasks as cutting the wheel from the arbor, making a new click from scratch, click spring repairs, drilling the wheel for a new click spring anchor, making a click spring anchor from scratch, staking the wheel on the arbor and truing the wheel for proper operation.



To remove the existing click rivet, the rivet is drilled with a drill bit larger than the rivet head area to remove the bradded material. It was necessary to punch the rivet and click out of the wheel.



This photo shows the damage caused by a very strong mainspring (probably a .018 thick spring) meshing against the pinions. Notice the distorted teeth. But the wheel is still usable if you reverse the wheel and use the other side of the teeth.



Here, a piece of brass stock is turned down to fit the diameter of the hole in the wheel and the hole in the click.




This photo shows the process of shaving enough brass from the arbor collet to remove the beveled retaining washer and wheel. The wheel is removed, cleaned and inspected. Next, the click rivet is removed by drilling.



In this case, the click spring was broken. It was repaired by re-staking the proper sized diameter brass spring using a small flat punch or a homemade tool specially ground for the job.


(continued on Page 8)

Wheel Reversal *(continued from Page 7)*




The click rivet is spread using a center punch. A double-edged razor blade is placed between the click and the wheel for proper clearance, so that the click will be loose enough to ensure proper operation.

The above photo showing how to restake the wheel back



on the arbor to ensure that the wheel will not get too loose or fall off, but the wheel must be too tight either.

And finally, here are both strike and time wheels repaired



and ready to install the new .016 inch thick mainsprings. The one on the right is the one on which we reversed the wheel.

McClintock Street Clock Restoration
(continued from Page 5)

Peter Crum - is our photo-journalist for the project. Peter provided a great simulated picture of the clock in a landscape, which helped explain to the Grapevine Historical folks what the clock would look like. Peter will probably also assist with the plaques and Grapevine logo.

Bill Edwards - my roll is to provide logistics - getting the bits and pieces out to the volunteers, and getting it all back together and installed. Grapevine has agreed to build the concrete base - approximately 4' x 4', and get underground electricity to the clock. We will install lighting behind the white, opaque dials for night viewing. I will also order and assist in installing the new electronic controller and new slave units. We are purchasing them from the Electric Time Clock Company. The electronic controller will be located inside the street clock. It has a built-in uninterruptable power supply, and is self-correcting. The unit comes highly recommended from others who have restored the McClintock clocks, and should give us years of dependable time-keeping. It should also avoid our having to have members reset and re-synch the slave clocks after every thunderstorm - rather important!

The new bonnet and skirt, which were destroyed, are being reconstructed by a fabrication shop in Joshua, TX. They have used the old parts as a pattern, and built a partial section of the bonnet to ensure that their equipment and technicians could do the complex bends and forming required. They should do a great job.

Several Other Members have assisted in researching the clock; transporting and storing the 'bits and pieces'; checking out vendors; working with the City of Grapevine; and volunteering their assistance and materials to help the project along. If you wish to assist if needs arise, let me know. **Our thanks to all!**

WHAT'S NEXT - Keep your eyes open for other street clocks, and get pictures if possible. There were apparently several of the McClintock street clocks - free-standing and building-attached - erected in Texas during the 30s and 40s. It would be great to put together a brief history of these grand old clocks around the state as part of the history involved. We've located two so far - one in Cameron, and one in Giddings. Let us know if you find others, please.

Assuming that our luck holds, and that all the various projects come together in time, we plan to put all the 'bits and pieces' together for the first time and display the master clock and street clock, as part of the Educational Exhibit, at the 2010 Lone Star Regional. See you there!

Annette White, Byron White and Bill Edwards contributed to this article. Artist rendering by Peter Crum.

Complete and send with applicable check made payable to: Lone Star Chapter #124
To Gene Meysenburg gm1000@prodigy.net, 11028 Creekmere, Dallas, TX 75218

Check appropriate box:

Dues are \$10 per year.

Yrs @ \$10 =

Join/renew for 1-5 years

☐ Please send my newsletter electronically (by e-mail link)

I'm most interested in _____

*** * * IT'S MEMBERSHIP RENEWAL TIME!!!! * * ***

The Chapter Membership Year is the same as the Calendar Year. Since we are approaching the end of 2009, it is time to check the status of your membership. To do that, check the top line on the mailing label on page 8. If it says "Exp 12/2009," then your membership expires at the end of this month, and you need to renew. If it says nothing else, your membership is current for 2010. The membership fee is \$10 per year for 1 to 5 years. On the membership renewal form above, we have printed a label summarizing the information we have on our Chapter Membership database regarding you. Even if you do not need to renew your membership, we would like for you to verify the information on that label. If everything is correct, and your membership is current for 2010, you need do nothing. If anything on the label is incorrect, we would appreciate it if you would make the necessary changes and return the corrected renewal form to the membership renewal chairman. An envelope is enclosed with the Newsletter for your convenience. Again this year, **Gene Meysenburg** is handling our membership renewals. If you have any questions about the renewals, or about your membership, you may call Gene at 214-328-1984, or e-mail him at gm1000@prodigy.net.

Your prompt cooperation in this renewal process helps save the Chapter postage and mailing expenses.

Please do it now!

Location for Classes: Founders' Building, 701 South Main, Grapevine, TX
Check Chapter 124 Website @ www.chapter124.com for any changes or updates.
(*Note: Time of classes is normally 9 am to 5 pm)

| <u>CLASS</u> | <u>DATE</u> | <u>COST</u> | <u>INSTRUCTOR</u> |
|---------------------------------|---------------------------|-------------|--|
| Jeweler's Lathe I | January 16, 2010 | \$30 | Russ Aikins and Bill Andrle, Instructors John Erickson, Registrar 972-985-0855 |
| Troubleshooting Course | January 23, 2010 | \$30 | Fred Tischler, Instructor John Erickson, Registrar 972-985-0855 |
| Kitchen Clock Repair 100 | February 6-7, 13-14, 2010 | \$120 | Mark Vozar, Instructor Mark Vozar, Registrar 817-399-9894 |
| Pocket Watch Repair | February 27-28, 2010 | \$60 | Bill Andrle and Clinton Kleen, Instructors John Erickson, Registrar 972-985-0855 |
| Micro Lathe I | April 10, 2010 | \$30 | Bill Andrle, Instructor Bill Andrle, Registrar 254-715-3820 |

NAWCC Chapter #124
LONE STAR
11028 Creekmere
Dallas, TX 75218-1950



NON-PROFIT
ORGANIZATION
U.S. POSTAGE
PAID
DALLAS, TX
PERMIT NO. 547

December 2009

Chapter Mentor Program News

The Mentor Program has recruited several outstanding members to be mentors in specific areas of expertise. We currently have people in the Bedford, Dallas, Duncanville, Fort Worth, Oak Cliff, Plano, Richardson, Waco and Whitehouse areas.

If you need advice, or other help, please e-mail hyslough@sbcglobal.net giving details of your needs. Or call the Chapter 124 phone at 072-754-4590 and leave your name, a short message, and how to contact you. Your message will be forwarded to a Mentor best suited to answer your inquiry or ability to assist you.

Evelyn Slough
Mentor Program Chairman

Welcome New Members!

Dannie George
Cindy Hagemeyer
John Krause

Jacksonville, TX
Meade, KS
Dallas, TX

Boy Scout Merit Badge in Horology

Chapter 124 is looking into becoming involved with the BSA in promoting Horological Merit Badges. In order to make this work, we need six volunteers: three in Dallas County and three in Tarrant County. These volunteers would be meeting with the Boy Scouts in a neighborhood setting and guiding the Boy Scouts to the end goal—a Horological Merit Badge.

This would help the chapter fulfill our goal of promoting horology to the general public. In addition, we might stimulate interest in clock and watch collecting and get some new NAWCC members.

If you might be interested in being one of these volunteers, you may contact me at 972-849-3439 or at grand42@embarqmail.com.

CLASSIFIEDS

CLOCK PARTS MADE NEW OR REPAIRED

Wheels, pinions, barrels, etc.

◆ Richard Cox, CMC, CMBHI (29585) ◆
FENDLEY & COX'S CLOCK SHOP
1530 Etain Road—Irving, TX 75060
972-986-7698

6-2010

Atmos Clock Repair & Complete Restoration

AWCI Trained

Floyd Ennis 972-436-5724
One Year Warranty on all Labor

6-2010

Your **SHERLINE** Dealer

Lathes—Mills—Accessories

Pete Cronos

ZIPPOMAN @USA.COM
PETESWATCHES.COM

4-2010

!Auction Items Needed!

Do you have an old clock, watch or tool that you are ready to part with? Why not let the Chapter auction these items for you at our March 5th, 2010 Regional Auction?

**Contact Bruce Wooldridge by e-mailing:
bawool@suddenlinkmail.com
or phoning 903-839-3386.**

Printed or typed ad copy must reach Editor by January 2, 2010 for inclusion in the February 2010 NEWSLETTER. Must include your name, address and NAWCC number! Send to Editor, 1426 Hollywood Avenue, Dallas, TX, 75208. Include check to "Lone Star Chapter #124" in the amount of \$5 per issue. Ads are "business card" sized.

The Lone Star News is mailed to all Chapter 124 members at no cost. Non-members may subscribe at the rate of \$8.00 per year. Mail subscription requests with payment to: Editor, Lone Star News, 1426 Hollywood Avenue, Dallas, TX, 75208. Checks payable to: Lone Star Chapter #124.